

# **FEEDBACK ANALYSIS**

**&**

# **SUMMARY SHEET**

**For 4 Stakeholders**

- A) Students**
- B) Teachers**
- C) Employers**
- D) Alumni**

**(A) Stakeholder Name: Students**

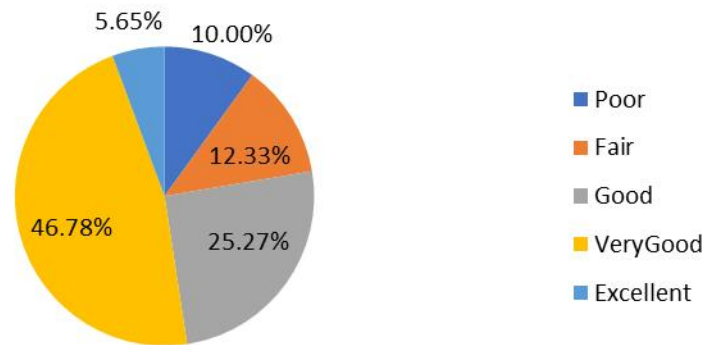
Year 2017-2018

Sr.No	Particulars	% Rating					Remark
		Poor	Fair	Good	Very Good	Excellent	
1.	All topics are rigorously covered and updated in curriculum	10.00%	12.33%	25.27%	46.78%	5.65%	Very Good
2	There is sufficient scope for creativity existing in curriculum	2.44%	14.63%	53.66%	21.95 %	7.32 %	Good
3	Curriculum is relevant to stakeholders	0.00	6.67%	13.33%	33.33%	46.67%	Very Good
4	The curriculum is industry and application oriented	2.44%	5.22 %	24.39 %	14.63 %	2.44%	Good
5	All relevant societal issues are reflected and updated	0.00	0.00	13.33%	26.67%	60.00%	Excellent

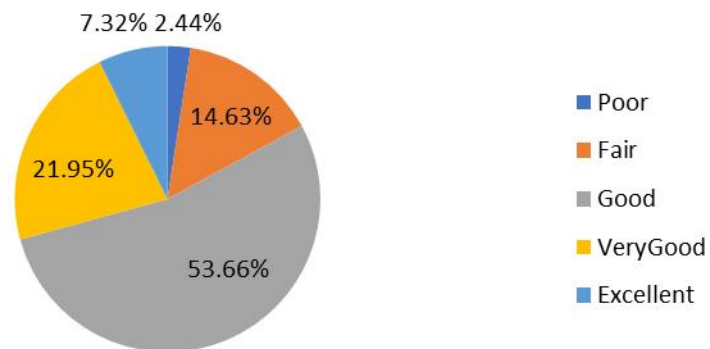
## STUDENT FEEDBACK ANALYSIS

2017-18

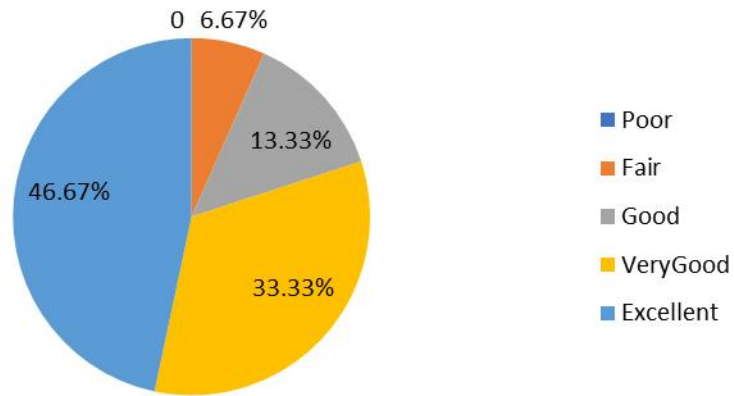
### All topics are rigorously covered and updated in curriculum



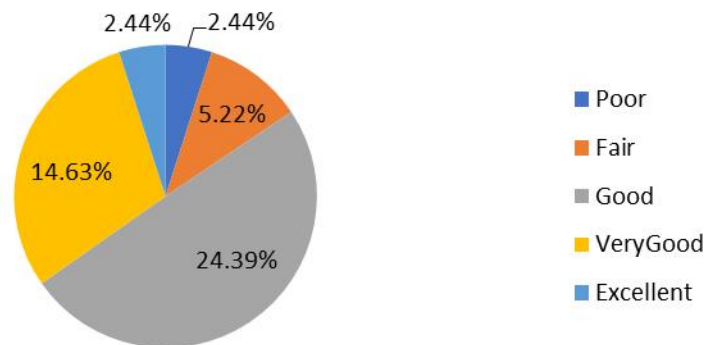
### There is sufficient scope for creativity existing in curriculum



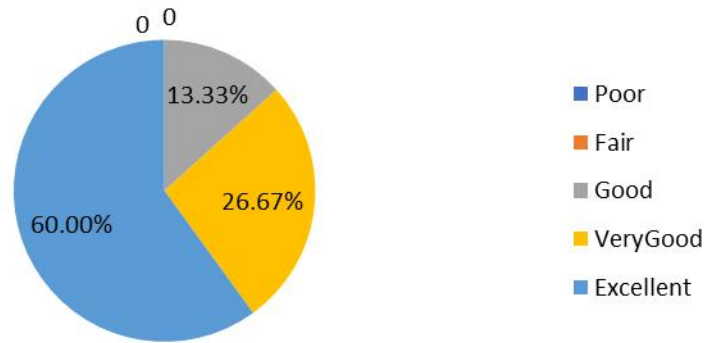
## Curriculum is relevant to stakeholders



## The curriculum is industry and application oriented



## All relevant societal issues are reflected and updated



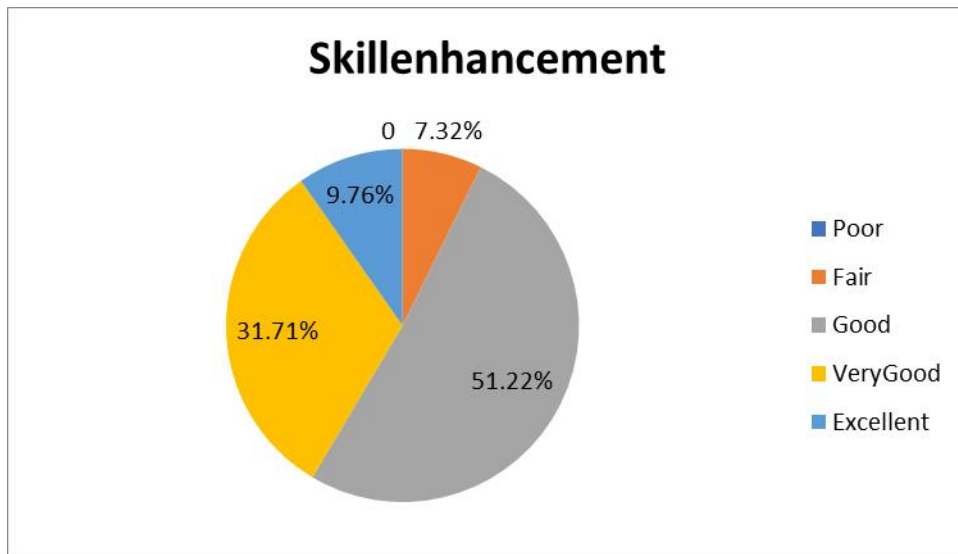
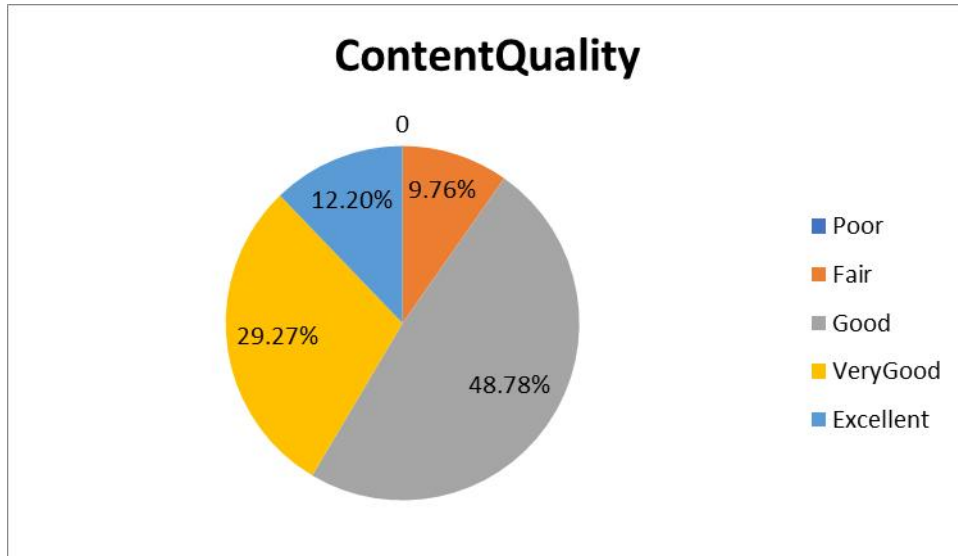
## (B) Stakeholder Name: Faculty

Year 2017-2018

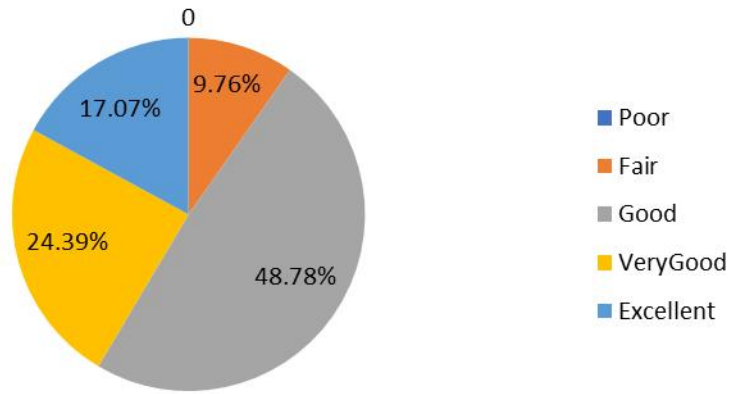
Sr. No	Particulars	% Rating					Remark
		Poor	Fair	Good	Very Good	Excellent	
1.	Content Quality	0.00	9.76%	48.78%	29.27%	12.20 %	Good
2	Skill enhancement	0.00	7.32%	51.22%	31.71%	9.76 %	Good
3	Credit Division	0.00	9.76%	48.78%	24.39%	17.07%	Good
4	Comprehensive	0.00	19.51%	7.32 %	53.66%	2.44%	Very Good
5	Corporate Utility	9.76	17.07	21.95%	46.34%	4.88%	Very Good

## FACULTY FEEDBACK ANALYSIS

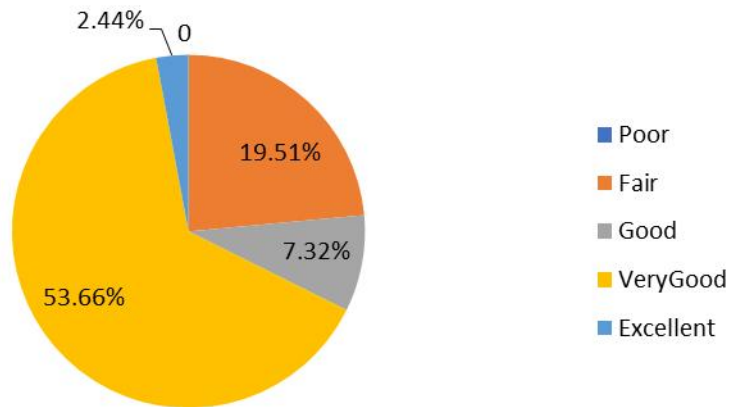
2017-18



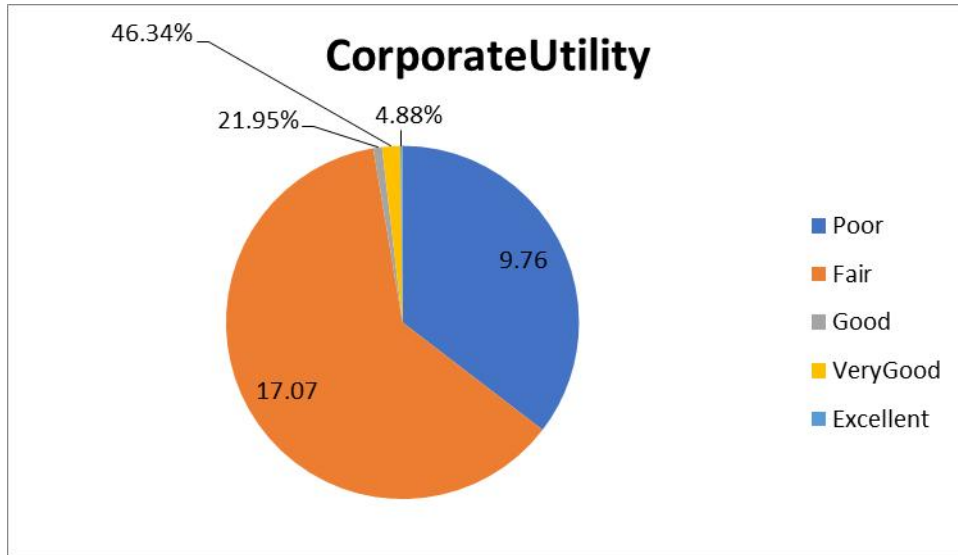
## CreditDivision



## Comprehensive







## (C) Stakeholder Name: Employer

Year 2017-2018

Sr.No	Particulars	%Rating					Remark
		Poor	Fair	Good	Very Good	Excellent	
1	Curriculum prepare graduate to deliver professional services as per industry requirement	10.00%	12.33 %	25.27%	46.78%	5.65%	Very Good
2	Graduate has in-depth exposure to core courses	2.44%	14.63 %	53.66%	21.95%	7.32%	Good
3	Graduate has adequate practical exposure for undertaking real time corporate assignments	0	6.67%	13.33%	33.33%	46.67%	Very Good
4	The graduates have necessary soft skills and are successful team players	2.44%	5.22%	24.39%	14.63%	2.44%	Good
5	The graduates are capable of continuously upgrading their skill to meet industry demands from time to time	0	0	13.33%	26.67%	60.00%	Excellent

## (D) Stakeholder Name: Alumni

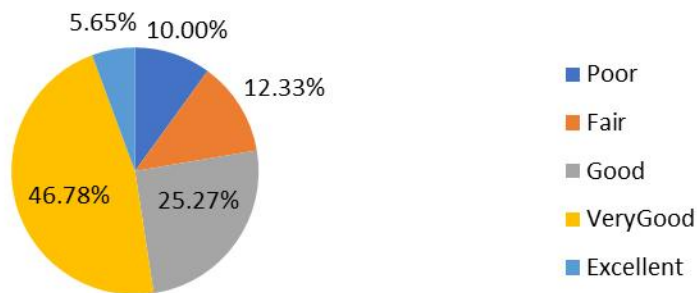
Year 2017-2018

Sr. No	Particulars	% Rating					Remark
		Poor	Fair	Good	Very Good	Excellent	
1.	Course content is interesting	10.00%	12.33%	25.27%	46.78%	5.65%	Very Good
2	Course curriculum intellectually stimulates you	2.44%	14.63%	53.66%	21.95 %	7.32 %	Good
3	Course curriculum is fulfilling your expectation	0.00	6.67%	13.33%	33.33%	46.67%	Very Good
4	Program helps in developing your personality	2.44%	5.22 %	24.39 %	14.63 %	2.44%	Good
5	Course meets the contemporary requirements	0.00	0.00	13.33%	26.67%	60.00%	Excellent
6	Reading material related to curriculum is easily available	2.44%	5.22 %	24.39 %	14.63 %	2.44%	Good
7	Syllabus enhances employability	0.00	0.00	13.33%	26.67%	60.00%	Excellent

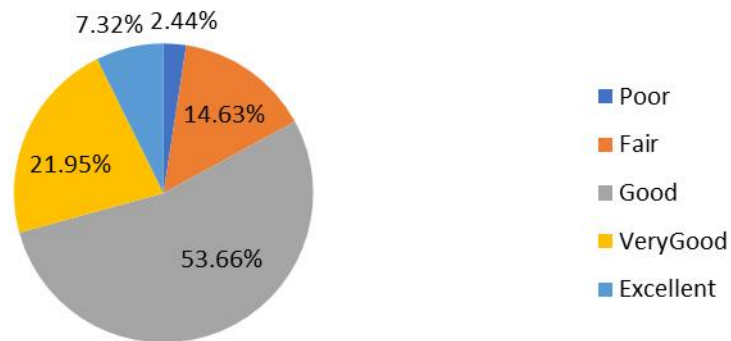
## EMPLOYER FEEDBACK ANALYSIS

2017-18

### Curriculum prepare graduate to deliver professional services as per industry requirement



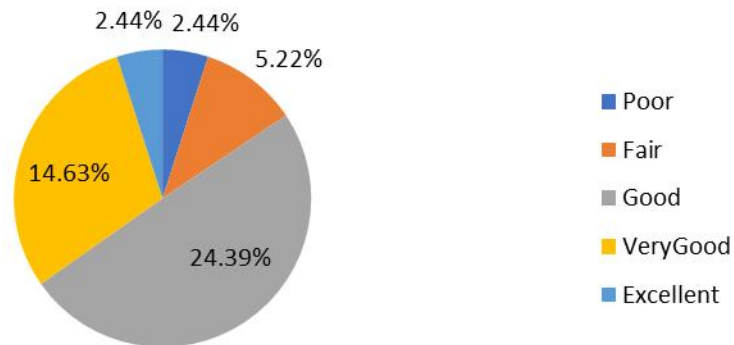
### Graduate has in-depth exposure to core courses



## Graduate hasadequatepracticalalexposure forundertaking realtime corporateassignments



## The graduateshave necessarysoft skills and aresuccessful teamplayers



## The graduates are capable of continuously upgrading their skill to meet industry demands from time to time

